

**WILDFIRE IS COMING.
ARE YOU READY TO...**

GO!



WILDFIRE EVACUATION GUIDE.



**GIVE YOUR FAMILY THE BEST CHANCE OF
SURVIVING A WILDFIRE BY EVACUATING EARLY.**

ReadyForWildfire.org

TAKE ACTION IMMEDIATELY WHEN WILDFIRE STRIKES

Follow these steps as soon as possible to get ready to Go!

1. Review your Evacuation Checklist.
2. Ensure your Emergency Supply Kit is in your vehicle.
3. Cover up to protect against heat and flying embers. Wear long pants, long sleeve shirt, heavy shoes/boots, cap, dry bandanna for face cover, goggles or glasses. 100% cotton is preferable.
4. Locate your pets and take them with you.

WHEN TO EVACUATE

Leave as soon as evacuation is recommended by fire officials

to avoid being caught in fire, smoke or road congestion. Don't wait to be ordered by authorities to leave. Evacuating early also helps firefighters keep roads clear of congestion, and lets them move more freely to do their job. In an intense wildfire, they may not have time to knock on every door. If you are advised to leave, don't hesitate!


- Officials will determine the areas to be evacuated and escape routes to use depending upon the fire's location, behavior, winds, terrain, etc.
- Law enforcement agencies are typically responsible for enforcing an evacuation order. Follow their directions promptly.
- You will be advised of potential evacuations as early as possible. You must take the initiative to stay informed and aware. Listen to your radio/TV for announcements from law enforcement and emergency personnel.
- You may be directed to temporary assembly areas to await transfer to a safe location.

The terms "Voluntary" and "Mandatory" are used to describe evacuation orders. However, local jurisdictions may use other terminology such as "Precautionary" and "Immediate Threat." These terms are used to alert you to the significance of the danger. All evacuation instructions provided by officials should be followed immediately for your safety.

WHAT TO DO IF YOU BECOME TRAPPED

WHILE IN YOUR VEHICLE:

- Stay calm.
- Park your vehicle in an area clear of vegetation.
- Close all vehicle windows and vents.
- Cover yourself with a wool or cotton blanket or jacket.
- Lie on vehicle floor.
- Use your cell phone to advise officials—**Call 911.**




WHILE ON FOOT:

- Stay calm.
- Go to an area clear of vegetation, a ditch or depression on level ground if possible.
- Lie face down and cover up your body.
- Use your cell phone to advise officials—**Call 911.**



WHILE IN YOUR HOME:

- Stay calm and keep your family together.
- **Call 911** and inform authorities of your location.
- Fill sinks and tubs with cold water.
- Keep doors and windows closed, but unlocked.
- Stay inside your house.
- Stay away from outside walls and windows.




PRE-EVACUATION PREPARATION STEPS

When an evacuation is anticipated, follow these checklists (*if time allows*) to give your home the best chance of surviving a wildfire:



OUTSIDE

-  **1** Gather up flammable items from the exterior of the house and bring them inside (patio furniture, children's toys, door mats, trash cans, etc.) or place them in your pool.
-  **2** Turn off propane tanks.
-  **3** Move propane BBQ appliances away from structures.
-  **4** Connect garden hoses to outside water valves or spigots for use by firefighters. Fill water buckets and place them around the house.
-  **5** Don't leave sprinklers on or water running; they can affect critical water pressure.
-  **6** Leave exterior lights on so your home is visible to firefighters in the smoke or darkness of night.
-  **7** Put your Emergency Supply Kit in your vehicle.
-  **8** Back your car into the driveway with vehicle loaded and all doors and windows closed. Carry your car keys with you.
-  **9** Have a ladder available and place it at the corner of the house for firefighters to quickly access your roof.
-  **10** Seal attic and ground vents with pre-cut plywood or commercial seals.
-  **11** Monitor your property and the fire situation. Don't wait for an evacuation order if you feel threatened and need to leave.
-  **12** Check on neighbors and make sure they are preparing to leave.

INSIDE THE HOUSE

-  **13** Shut all windows and doors, leaving them unlocked.
-  **14** Remove flammable window shades and curtains. Close metal shutters.
-  **15** Move flammable furniture to the center of the room, away from windows and doors.
-  **16** Shut off gas at the meter. Turn off pilot lights.
-  **17** Leave your lights on so firefighters can see your house under smoky conditions.
-  **18** Shut off the air conditioning.

ANIMALS

-  **19** Locate your pets and keep them nearby.
-  **20** Prepare farm animals for transport and think about moving them to a safe location early.



ROAD



**NEIGHBORING
PROPERTY**

KNOW THE LAW BE READY TO EVACUATE

CALIFORNIA LAW AUTHORIZES OFFICERS TO RESTRICT ACCESS TO ANY AREA WHERE A MENACE TO PUBLIC HEALTH OR SAFETY EXISTS DUE TO A CALAMITY SUCH AS FLOOD, STORM, FIRE, EARTHQUAKE, EXPLOSION, ACCIDENT OR OTHER DISASTER. REFUSAL TO COMPLY IS A MISDEMEANOR. (PENAL CODE 409.5)

HOW TO BE PREPARED BEFORE WILDFIRE STRIKES

DEVELOP AN ACTION PLAN THAT INCLUDES:

Where to Go

Have a safe destination planned. It should be a low-risk area, such as a well-prepared friend's or relative's house, an evacuation center, motel, etc.

How To Get There

Plan several travel route options in case one route is blocked by the fire or by emergency vehicles and equipment.

What To Take

Assemble your emergency supply kit long before a wildfire or other disaster occurs. Plan to be away from your home for at least three days. Don't forget to plan for your pets or livestock as well.

For more information on preparing your family, pets and property for wildfire see the Ready for Wildfire "Are You Set?" brochure or visit ReadyforWildfire.org/set.

RETURNING HOME AFTER A WILDFIRE

Do not return to your home until fire officials determine it is safe. Notification that it is safe to return home will be given as soon as possible considering safety and accessibility.

When you return home:

- Be alert for downed power lines and other hazards.
- Check propane tanks, regulators, and lines before turning gas on.
- Check your residence carefully for hidden embers or smoldering fires.

READY, SET, GO!

PREPARATION GUIDES

Preparing for a wildfire starts with three simple steps: **Ready, Set, Go!** Keep all three wildfire preparation guides on hand as a quick reference for helping your family and property be safe in the event of a wildfire.

WILDFIRE IS COMING PREPARATION GUIDES:



Step 1: **Is Your Home Ready?**

Creating defensible space and hardening your home against wildfire.



Step 2: **Are You Set?**

Developing a Wildfire Action Plan.



Step 3: **Are You Ready to Go?**

A quick-reference evacuation guide.



Go to **ReadyForWildfire.org** for more detailed information on all three guides to prepare for and survive a wildfire.